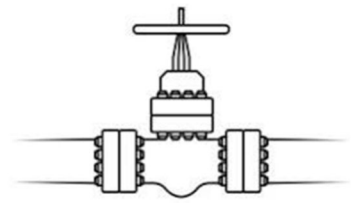


THE RNG PIPELINE-



COMMUNITY & INDUSTRY NEWS

A Monthly Newsletter Made Possible by: Raton Natural Gas

OCTOBER, 2024

Fall Energy Saving Ideas

From: www.energy.gov

Fall is in the air. Winter will be right on its heels. This is a great time to review some of the strategies below to see how you may be able to save money this winter. Some of the tips below are free and can be used on a daily basis to increase your savings; others are simple and inexpensive actions you can take to ensure maximum savings through the winter.

Maintain Your Heating Systems

- Schedule service for your heating system.
- Furnaces and heat pumps:
- Replace your filter once a month or as needed.

Reduce Heat Loss from the Fireplace

- Keep your fireplace damper closed unless a fire is burning. Keeping the damper open is like keeping a window wide open during the winter; it allows warm air to go right up the chimney.
- When you use the fireplace, reduce heat loss by opening dampers in the firebox (if provided) or open the nearest window slightly--approximately 1 inch--and close doors leading into the room. Lower the thermostat setting to between 50° and 55°F.
- If you never use your fireplace, plug and seal the chimney flue.
- If you do use the fireplace, install tempered glass doors and a heat-air exchange system that blows warmed air back into the room.
- Check the seal on the fireplace flue damper and make it as snug as possible.
- Add caulking around the fireplace hearth.

Winter Checklist

- Feel around electrical outlets and switch plates for cold air. Add insulation where necessary.
- Check the attic, walls and basement for adequate insulation levels.
- Look around doors and windows for gaps and potential places where warm air can escape.
- Caulk or apply weather stripping around problem draft areas.
- Replace filter in your furnace.
- Have a heating and cooling expert look at your furnace if you are unsure of its efficiency.
- Have chimneys and woodstoves cleaned early in the season.
- Disconnect hoses from outside faucets and turn off the water.
- Buy snow shovel and supplies prior to bad weather.
- Have a qualified contractor look for roof damage.



- + SAVE TIME
- + SEE YOUR BILL
- + SET UP AUTO PAY

NOW ACCEPTING ONLINE PAYMENTS!

VISIT US ONLINE & SIGN UP

RATONnaturalGAS.com/PAYONLINE

What are Excess Flow Valves?

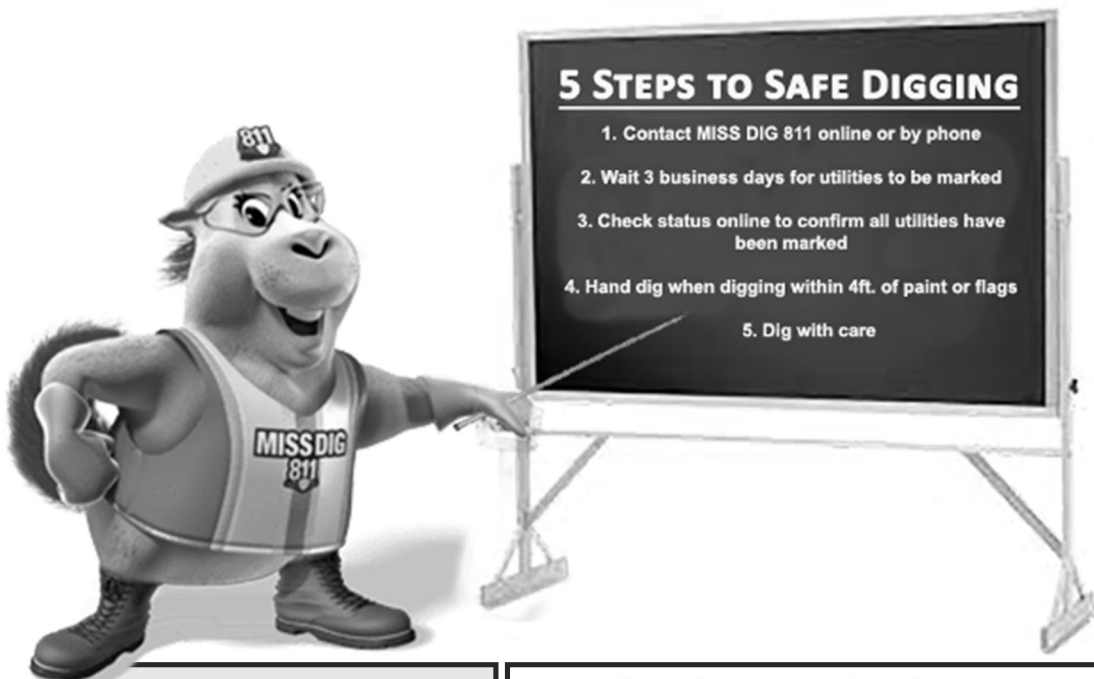
Excess flow valves (EFV) are devices that can be installed by Raton Natural Gas on your home or business natural gas service line (the underground line that runs from the main line to the meter).

EFV's are designed to restrict natural gas flow when it exceeds prescribed limits, such as when a service line is damaged due to excavation or other similar activity. Excess flow valves are not able to protect against leaks beyond the meter assembly (on your house piping).

These devices help prevent the buildup of gas—reducing

the change of natural gas fires and explosions, personal injury and property damage. They are not required for the normal, safe operation of customer service lines.


On existing service lines, it's up to the customer to choose to install an EFV and installation is performed at the customer's expense. Cost can vary depending on the difficulty of installation. Once installed, there is no additional expense to the customer. **Customers may request installation and pricing information by contacting the RNG office at 575.445.3613.**



- **Notify** local one call center by dialing 811
- **Wait** two to three days for affected utility operator to respond to your request.
- **Confirm** response by affected utility operators by comparing the marks with the list of utilities contacted that the center provides
- **Respect** the marks
- **Dig Carefully**



**SMELL GAS?
GET OUT.**



**THEN CALL
575.447.0088
RatonNaturalGas.com**

IF YOU SMELL GAS...

SAFE-

Did you know that while natural gas is safe to use in your home, a **gas leak could be dangerous?**

The RNG natural gas is odorized. RNG delivers odorized natural gas in pipelines ranging in size from 1" to 6". You can recognize a natural gas leak in several ways, including an unusual hissing noise, blowing dirt for no apparent reason, an unusual dry spot in the ground or dead vegetation for no apparent reason, bubbling water, and frozen ground in warm weather.

If you ever smell natural gas inside or outside your home, leave the area immediately! Then from a safe distance, call 911 and then call Raton Natural Gas Company at 575.447.0088.

IN THIS ISSUE:

- ⇒ 811 with Miss Dig
- ⇒ EXCESS FLOW VALVES
- ⇒ SMELL GAS?
- ⇒ WINTER CHECKLIST
- ⇒ PAY ONLINE

Raton Gas Transmission Co.
Raton Natural Gas Company
1360 S. Second St | Raton, NM 87740

**VISIT OUR WEBSITE:
RatonNaturalGas.com**

Join Our
Conversation!
Facebook.com/
RatonNaturalGas

